



Traditionally, the migration dynamic in the Americas is marked by intra- and extra-regional patterns. In recent years, the Bolivarian Republic of Venezuela has seen changes in its migration processes. Thus, in recent times, there has been an intensification of flows towards traditional destinations as well as new destinations in the region and the world.

EVOLUTION OF THE VENEZUELAN POPULATION ABROAD

The 2005 and 2010 figures stem from the United Nations Department of Economic and Social Affairs (UN DESA). The 2015 and 2017 figures are derived from UN DESA and other official sources.* The 2017 figure accumulates the latest data available in every country.

	2005	2010	2015	2017
WORLDWIDE	437,280	556,641	697,562	1,642,442
SIGNIFICANT DESTINATIONS (See map)	380,790	496,352	637,988	1,580,022
NORTH AMERICA (Canada + USA)	155,140	196,910	273,418	308,832
CENTRAL AMERICA + MEXICO	12,437	21,260	33,065	78,641
CARIBBEAN	24,367	19,629	21,074	41,693
SOUTH AMERICA	54,616	62,240	88,975	885,891

Concentration of Venezuelan emigration

Colombia, United States of America and Spain

Growth of flows towards historic destinations

United States of America, Spain

Diversification towards other destinations

Panama, Caribbean Islands, Argentina, Chile, Peru, among others

ESTIMATE ON SIGNIFICANT DESTINATIONS 2015/2017*



According to updated information based on official available sources (such as population statistics, migration records and estimates), the map shows the approximate Venezuelan migrant stock in selected countries. Likewise, due to the limited sources, it is difficult to quantify irregular migration as well as transit population.

*Estimates based on authors' calculation for 2016 and 2017 do not add data of refugees or asylum seekers.

**Estimates calculated by the authors based on the National Census and permanent residence permits issued.

***Estimates calculated by the authors based on the 2015 figure, including residence permits that have been since then issued.

United States of America: American Community Survey from the US Census Bureau

Spain: Spanish Continuous Register /National Institute for Statistics

Italy, Portugal, Canada, Trinidad and Tobago: UN DESA 2015 and 2017

Mexico: UN DESA 2015, 2016*** and 2017***

Panama: UN DESA 2015, 2016*** and 2017***

Costa Rica: General Directorate of Migration and Foreigners

Colombia: UN DESA 2015, 2017 Migration Colombia¹

Brazil: UN DESA 2015, June 2016 and 2017. Estimate based on the Brazilian Federal Police database

Ecuador²: UN DESA 2015, 2016*** and 2017***

Peru: 2015 National Superintendence for Migration, 2016*** and 2017***

Chile³: 2015 Chilean Immigration Department, 2016*** and 2017***

Argentina⁴: 2015**, 2016*** and 2017***

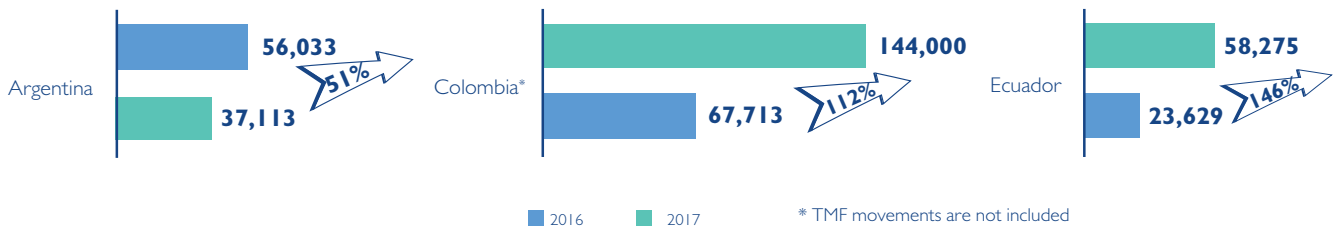
Uruguay⁵: 2015**, 2016*** and 2017***

Dominican Republic: UN DESA 2015 and National Statistic Office of the Dominican Republic 2017

MIGRATION TRENDS IN THE AMERICAS

There has been an increase in the number of Venezuelans arriving to South American countries. This dynamic is confirmed both by the number of entries and exits, as well as by the difference between them. By way of example:

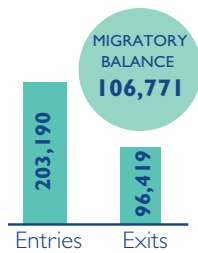
2016-2017 DIFFERENCE BETWEEN ENTRIES AND EXITS



Source: National Directorate of Migration, Colombia Migration and Ministry of Foreign Affairs and Human Mobility

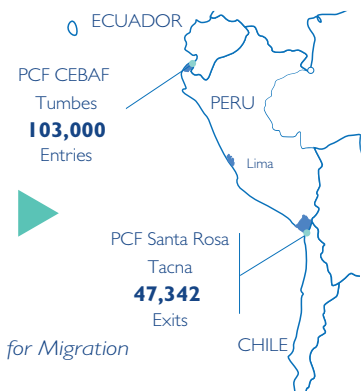
PERU 2017

NATIONAL MIGRATORY BALANCE



Source: National Superintendence for Migration

MAIN BORDER CHECK POSTS

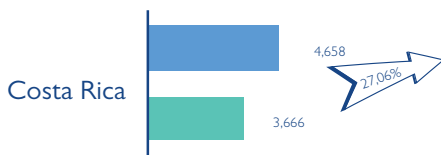


Source: National Superintendence for Migration (January-September 2017)

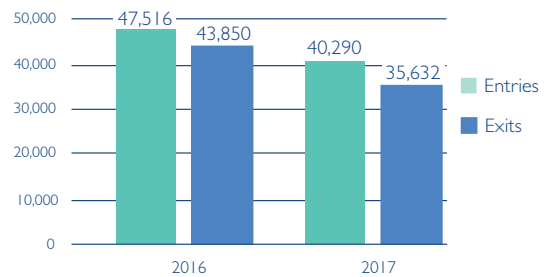
The flows of entries and exits of Venezuelan nationals in Central American and Caribbean countries, as well as the difference between them, also show a sustained growth over the past two years.

COSTA RICA

2016 2017



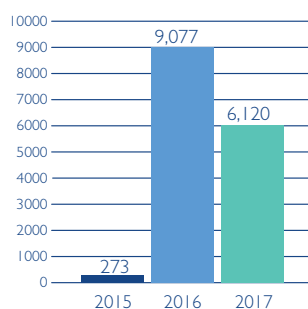
Source: General Directorate of Migration and Foreigners



DOMINICAN REPUBLIC

In the case of Dominican Republic, while it is true that the chart shows a decrease in the difference between entries and exits for 2017, the number of residences issued to Venezuelan nationals increased by more than double (See page 5).

DIFFERENCE BETWEEN ENTRIES AND EXITS BY AIR



The most significant increase is between 2015 and 2016. It is a 3,224.91% increase.

Source: Dominican Republic Central Bank

REGULARISATION OF VENEZUELAN POPULATION

Between 2015 and 2017, more than 400,000 (temporary and permanent) residence permits were issued to Venezuelan nationals by ordinary and extraordinary migration normative tools. Venezuelans have benefited by the approval of specific legislation in the following countries of the southamerican region:

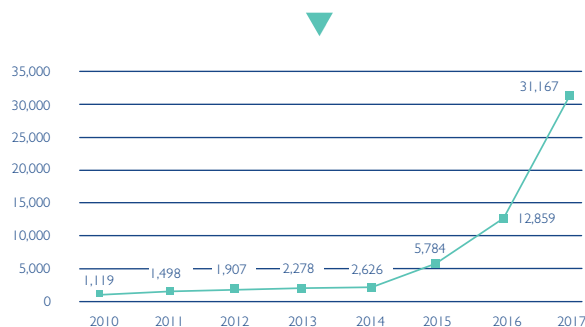
ARGENTINA

Law No. 25,871/2004

Apart from the residence permits issued by means of the usual criteria (employment, family reunification, etc.), Argentina applies to Venezuelan citizens the Agreement on Residence for Nationals of the States Parties and Associated States of MERCOSUR*. Through the Disposition DNM°594/2018, the deadlines to present required documentation (for instance criminal records) were extended.

In February 2018, the National Ministry of Education decided to simplify the procedure to accreditate university studies from Venezuelan institutions.

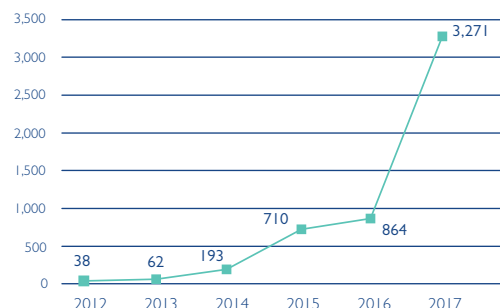
NUMBER OF RESIDENCE PERMITS ISSUED TO VENEZUELAN NATIONALS



URUGUAY

Law No. 19,254/2014

Uruguay granted legal (temporary and permanent) residence to Venezuelans through the application of the Agreement on Residence for Nationals of MERCOSUR. Since 2014 the country has directly granted Permanent Residence to nationals of the member states of MERCOSUR, including Venezuela.



*This Agreement is pending Venezuela's accession.

ECUADOR

Ecuador-Venezuela Migration Statute and UNASUR Visa

Through the Migration Statute (2011), Ecuador grants temporary residence if economic solvency is proven. Through the UNASUR Visa (2017), the nationals of the block can have access to a two-year temporary residence.

PERU

Supreme Decree No. 002-2017, No. 023-2017 and No. 001-2018

In January 2017, Peru introduced a specific "Temporary Residence Permit" (PTP in Spanish) for the benefit of Venezuelans that had entered the country before January 2017. Currently the deadline has been extended to December 31, 2018. Since its implementation, more than 27,000 Venezuelans have received the PTP.

COLOMBIA

Resolution No. 5797/2017, 1272/2017 and 0740/2018 (See page 9)

BRAZIL

CNIg Resolution No. 126/2017 (See page 10)

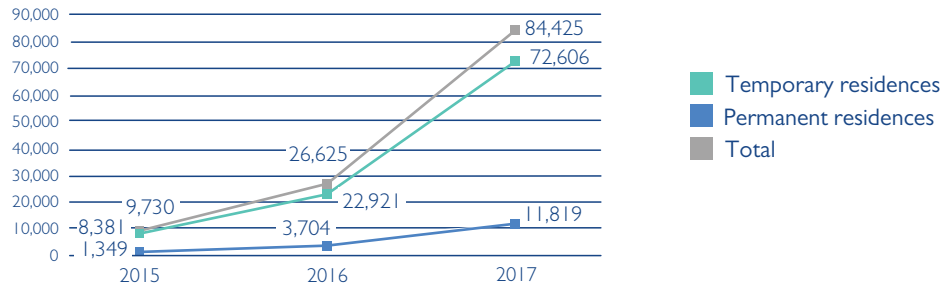
REGULARISATION OF VENEZUELAN POPULATION

Other countries in the Americas issue residence permits to Venezuelan nationals mainly through the ordinary channels of regularization. In this sense, the number of residence permits issued by Chile is noteworthy.

CHILE

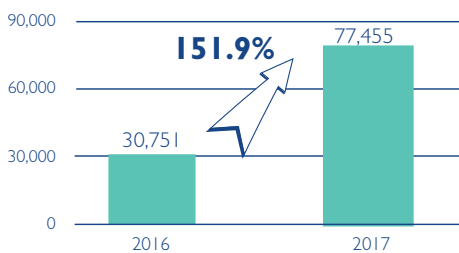
Between 2015 and 2017, Chile issued more than 120,000 residence permits considering permanent residence and temporary visas. Temporary visas are divided into three categories: subject to a contract, study or temporary.

PERMANENT RESIDENCE AND TEMPORARY VISAS ISSUED

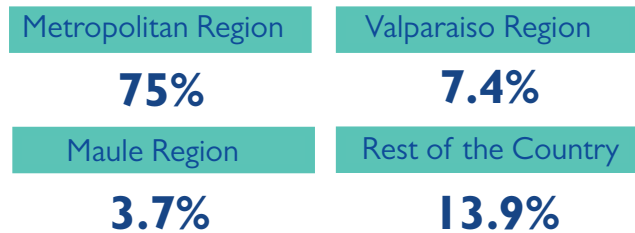


During 2016 and 2017, 108,206 Venezuelans who had entered the country with tourist visa have submitted applications for residence permits. It is the foreign group that submitted the largest number of applications for legal residence in such period.

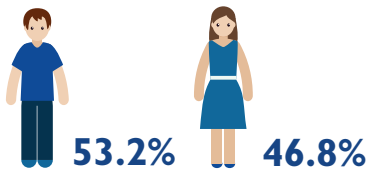
NUMBER OF VISA APPLICATIONS IN 2016 AND 2017



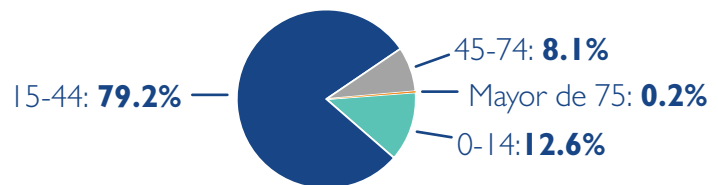
APPLICATIONS BY REGION



VISA APPLICANTS BASED ON GENDER



VISA APPLICANTS BASED ON AGE



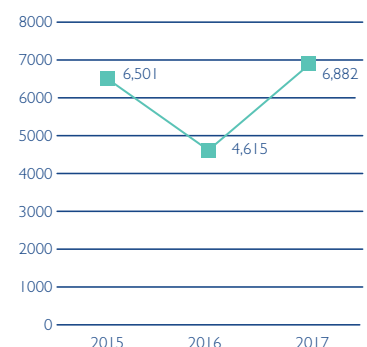
Panama and Mexico have also experienced a notable increase in the residence permits issued to Venezuelan nationals through the ordinary channels of regularization.

PANAMA

Panama has been one of the main destination for Venezuelans in Central America for the past couple of years.

These residency permits encompass provisional permits, permanent residence, temporary residence, temporary visitor, extensions and others. From 2015 to 2017, Venezuelans led the approvals of residency permits issued. In 2015 and 2017 they doubled the amount of residencies compared to the Colombian nationals who are the second nationality with the highest approvals.

RESIDENCE PERMITS ISSUED



REGULARISATION OF VENEZUELAN POPULATION

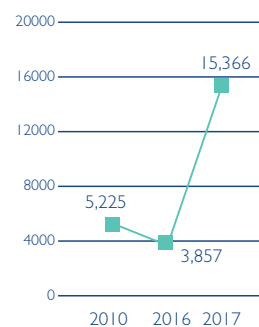
PANAMA

The Legalizations correspond to the Ordinary and Extraordinary Permits approved including Decree 167, without repetition of procedures per person as of the year 2013. Venezuelan nationals again lead the number of legalizations approved per year. The data of 2017, surpassed four times the numbers in 2016.

Decree No.269 The permitted time to stay as a tourist in Panama was shortened to 90 days for Venezuelans, Colombians and Nicaraguans. The government sustains the measure is needed in order to exercise effective migration management. It takes into account the large number of people of these nationalities, who after entering as tourists, perform other types of activities other than tourism, without requesting change of immigration status. Effective as of May 31, 2017.

Decree No.473 The Bolivarian Republic of Venezuela has been included in the list of countries that require a stamped visa to enter Panamanian territory. Effective as of October 1, 2017.

LEGALIZATIONS



Source: National Migration Service

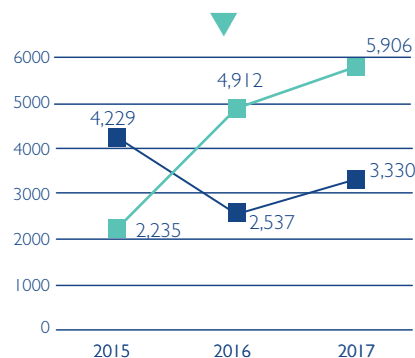
MEXICO

Since 2015 there has been a stable increase in the number of temporary residence permits for Venezuelans. Between 2015 and 2017 the increase was 40% in the temporary permits issued; also, of the total of permits issued in 2017 for citizens of the Americas (38,886), 15% of them correspond to Venezuelan citizens (5,906), only below the temporary permits issued for US citizens and above the records for Cuban citizens.

This same trend is observed in the number of permanent residences issued, with an increase of 49% between 2015 and 2017. With respect to the total of permanent residences issued for citizens of the Americas (23,665), 14% corresponds to Venezuelan citizens, again exceeded only by the number of permanent residences issued to US citizens.

The issuance of Visiting Cards on Humanitarian Grounds stands out, increasing from 181 in 2016 to 1,626 in 2017. These permits are granted to asylum seekers, on humanitarian grounds or for public interest.

PERMANENT RESIDENCE AND TEMPORARY RESIDENCE ISSUED



■ Temporary residences ■ Permanent residences

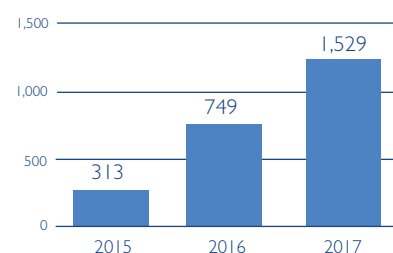
Source: Secretariat of the Interior

DOMINICAN REPUBLIC

The recent information released by the Second National Immigrant Survey 2017 (ENI in its Spanish acronym) conducted by National Statistic Office of the Dominican Republic, indicates that Venezuelan immigration increased from 3,434 people in 2012 to 25,872 in 2017, which represents a 653% growth.

Regarding the residence permits issued to Venezuelan nationals, these show an increase from 2015 to 2017. In 2015 the Dominican Republic issued 313 residence permits for Venezuelan nationals, for 2016 the number grew to 749 and for 2017 it increased to 1,529.

ISSUED RESIDENCES



HONDURAS AND GUATEMALA

The Government of Honduras introduced an entry visa ("Consulted Visa C") for Venezuelan nationals in November 19, 2017. Recently, March 2018, the Government of Guatemala introduced, as well, an entry visa for Venezuelan nationals.

OTHER COUNTRIES IN THE CARIBBEAN

The Caribbean reaches from North America (Bahamas) to mainland States such as Belize in Central America, and Guyana, Suriname and French Guiana in South America. Due to its enormous geographic and demographic diversity, the Caribbean is a challenging region to study when focusing on migration. The region is comprised of states with fewer than 100,000 inhabitants, countries of over 10 million, small and large islands, and inland territories, and countries that range from low income to very high income. Language, ethnic composition, and political systems vary. Migration data is generally difficult to collect in this region.

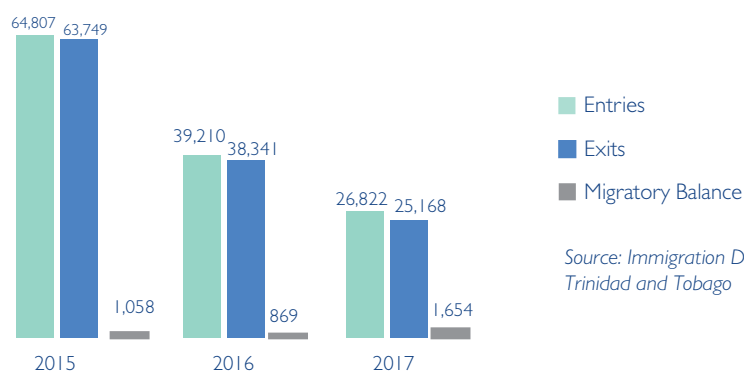
The Caribbean islands are a few kilometers away from the Venezuelan coast. Aruba is 25 km north of the western coast of the state of Falcon in Venezuela and 68 km northwest of Curaçao, and Trinidad and Tobago is a short 11 km from the northwest coast of Venezuela. This short distance is seen as an opportunity for many Venezuelan nationals to try the dangerous journey of a few hours aboard boats.

The situation with Venezuelan migration begins to worry the respective governments. The small neighboring Caribbean islands of Venezuela have less capacity to absorb this migratory flow. The Government of Curaçao required IOM's assistance to receive migrants and manage shelters. It is noteworthy that the Government of the Bolivarian Republic of Venezuela, on January 5, 2018, ordered the closure of ports and airports that communicate with Aruba, Bonaire and Curaçao, citing the illegal traffic of goods and resources. This closure continues to this day. This implies that Venezuelan residents cannot travel to these islands through regular means.

TRINIDAD AND TOBAGO

Inflows from Venezuelan nationals to Trinidad and Tobago show a steady decrease over the last three years, however, the migratory balance grew from 2016 to 2017.

Migratory Flows of Venezuelan Nationals in Trinidad and Tobago

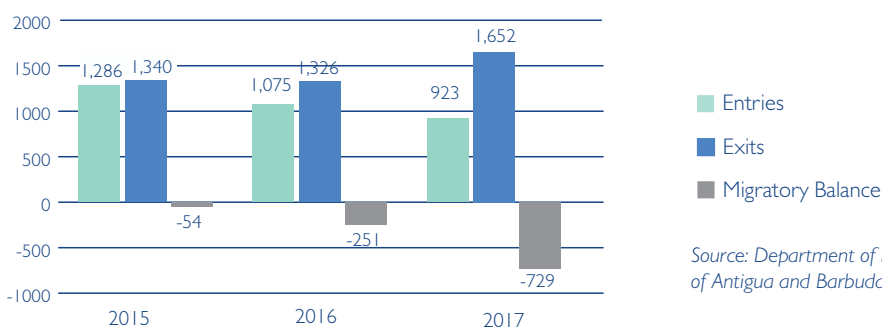


Source: Immigration Division Trinidad and Tobago

ANTIGUA AND BARBUDA

According to the numbers of entries in Antigua and Barbuda, there is a decrease from 2015 to 2017, opposite to the number of exits which increases.

Migratory Flows of Venezuelan Nationals in Antigua and Barbuda

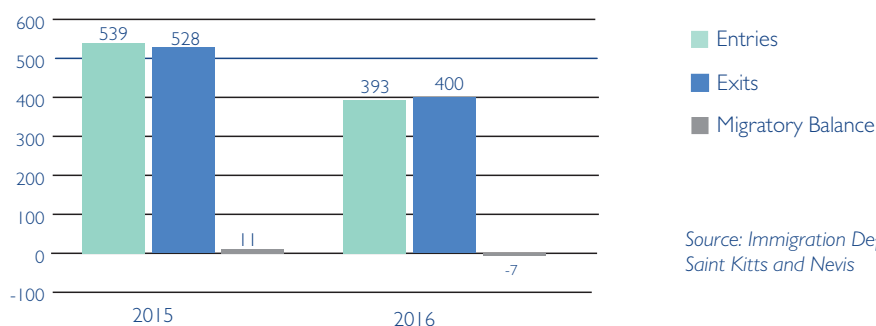


Source: Department of Immigration of Antigua and Barbuda

SAINT KITTS AND NEVIS

The island of Saint Kitts and Nevis doesn't show a growth in the migratory flows from Venezuela for the past years, rather it shows a negative migratory balance for 2016.

Migratory Flows of Venezuelan Nationals in Saint Kitts and Nevis

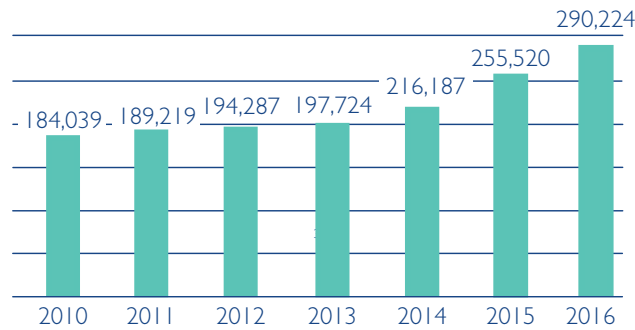


Source: Immigration Department Saint Kitts and Nevis

KEY DESTINATIONS IN THE NORTH

UNITED STATES OF AMERICA

In the United States, the Venezuelan population has experienced a sustained growth in recent years.



Source: American Community Survey/US Census Bureau.

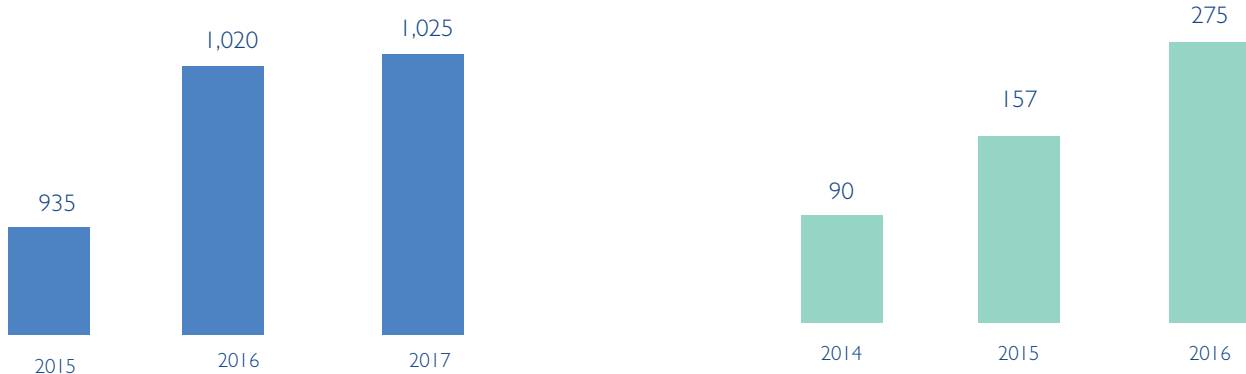
The Venezuelan population grew **18 per cent** between 2014 and 2015, while in the last interannual variation (2015 to 2016), a **13 per cent** increase **was registered**.

- According to the Homeland Security Department (Office of Immigration Statistics 2016), **12,242** Venezuelans with tourist visas overstayed during the last fiscal year (from October 1, 2016, to September 30, 2017).
- According to the Homeland Security Department (Office of Immigration Statistics 2016), about **10,000** legal residence permits per year were issued over the 2004-2015 period. In 2016, **5,662** permanent residence permits were granted to Venezuelans.
- In the 2006-2016 period, **64,000** Venezuelans became American citizens.

CANADA

There has been a steady increase the past three years in the admissions of permanent residents from Venezuela. From 2015 to 2016 the increase was of 10%; from 2016 to 2017 this number was much lower, though it did show a small increase of 0.49%.

Admissions of permanent residents



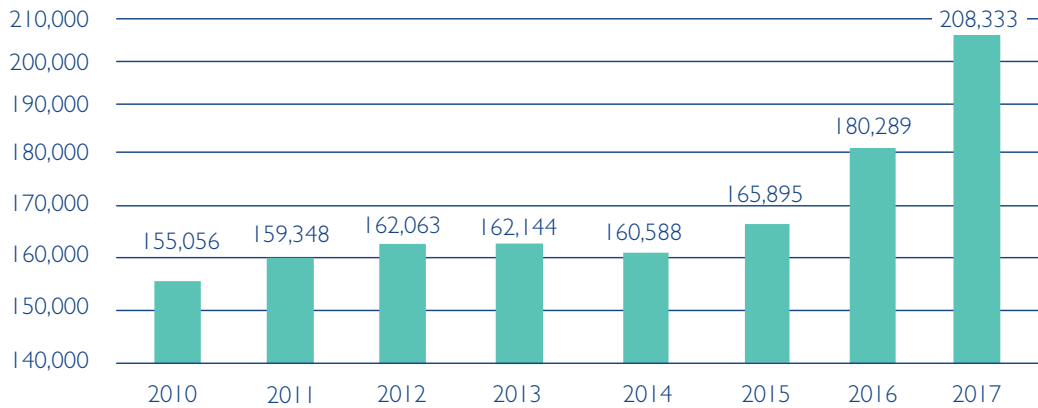
In Canada, the data shows a steady increase in the refugee status granted, from 2014 to 2016 the number grew by 67.2%.

Source: Immigration, Refugees and Citizenship Canada

KEY DESTINATIONS IN THE NORTH

SPAIN

In Europe, Spain is the main destination from the quantitative point of view for Venezuelan emigration. The stock of people born in Venezuela has increased in recent years and it is one of the most dynamic in the group of South American ones.



Source: Padrón Municipal/Instituto Nacional de Estadística.

Evolution of the number of Venezuelan Nationals in Spain



The interannual variation in the 2014-2015 period was **3.3 per cent**, increasing to **8.6 per cent** in the 2015-2016 period and almost doubling (**15.5 per cent**) between 2016 and 2017.

- In 2017, around **200,000** people born in Venezuela were registered in Spain. The number of women (**113,292**) is larger than that of men (**95,041**). More than 60 per cent (**127,825**) have Spanish citizenship, related to the previous Spanish emigration towards Venezuela.

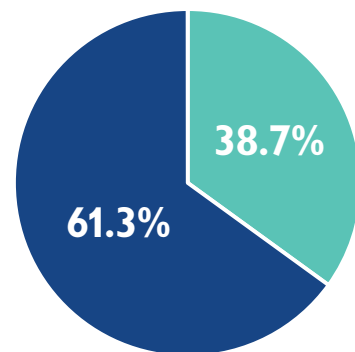


45.6%



54.4%

■ Spanish citizenship
■ Venezuelan citizenship



ITALY AND PORTUGAL

These countries are receiving increased flows of Venezuelans. Similarly to Spain, many of them already have or are entitled to obtain European citizenship.

COLOMBIA

Colombia is the main destination for Venezuelans in South America. Likewise, a large percentage of Venezuelan citizens enter Colombia in transit towards third destination countries. This dynamic not only has remained steady, but also increased in recent months, with the following key destinations: **Ecuador, Peru, Chile, The United States, Panama, Mexico, Spain, Argentina, Brazil** and **Costa Rica** (Colombia Migration, 2017)⁶.

IOM Colombia leads the coordination of the UN Border Inter-Agency Group. It also works with UNHCR, WFP and the Resident Coordinator on several activities.

Colombia Migration (2017) estimates that around **600,000** Venezuelans are in the country:

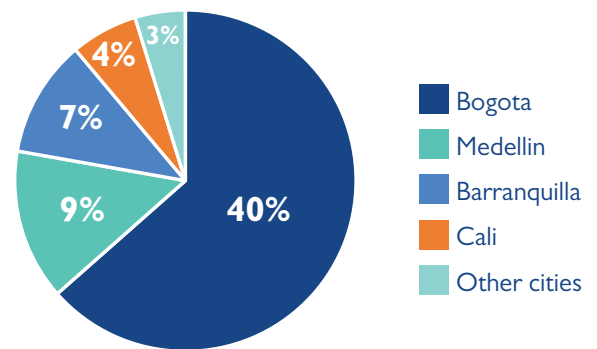
Special Permit of Permanence (PEP in Spanish) (Resolution No. 5797/2017, 0740/2018 and 1272/2017 Colombia Migration)

In July 2017, Colombia implemented a Special Permit of Permanence by **Resolution No. 5797/2017**. In this first stage, the situation of approximately **68,374** Venezuelan nationals who had entered before July 28 was regularised.

This Special Permit has been issued mainly in the cities of **Bogota, Medellin** and **Barranquilla**.

In February 2018, the second phase of the PEP implementation was authorised for the Venezuelan citizens who are at present in the country and who had entered Colombia before February 2 through an official immigration check post.

As from the implementation of the PEP, **177,131** applications have been registered.



Access to Health

On August 18, 2017, the Ministry of Health issued Resolution 3015, which allows the Venezuelan citizens who have the PEP to affiliate to the Colombian health system. The PEP is submitted together with the passport and it enables the person to have access to health service, be it as a contributor to a paid health plan or as part of the subsidised system for those who cannot afford it. The nationals who have the PEP and are regular have the right to emergency healthcare.

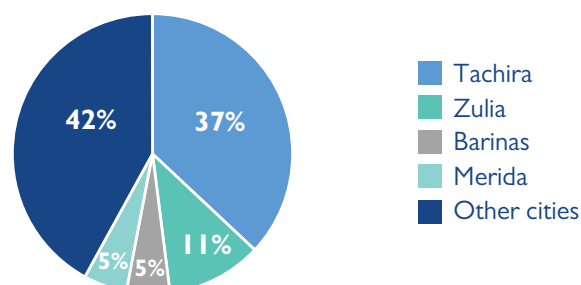
Border Mobility Card (TMF in Spanish)

This document was created to facilitate mobility in border areas in February 2017. The TMF had been approved for **1,624,915** Venezuelans up until its suspension in 2018. It happens in the context of a circular migration of citizens who reside in border areas and who habitually move between two countries, some even registering several entries and exits per day.

Sixty-three per cent of Venezuelans with TMF reported a residence in border States with Colombia.



Residence of Venezuelans with TMF



BRAZIL

There has been an increase of Venezuelan citizens entering Brazil in the past two years, through Roraima State, a land border with Venezuela. In fact, a large part of residence and asylum applications were requested in the State of Roraima. According to a recent OBMigra⁷ report, most of the non-indigenous Venezuelans enter the Pacaraima territory by land. This flow comes predominantly from the eastern part of Venezuela (Bolívar State -26,3 per cent, Caracas – 15,4 per cent, Monagas – 16,3 per cent, Anzoátegui – 13,1 per cent and Carabobo – 7,4 per cent). This population is mainly young (72 per cent are in the 20 - 39 age group), and characterised by a male profile (63 per cent). They also have a good level of education (78 per cent have completed their secondary education, and 32 per cent have completed university and graduate studies).



The presence of the indigenous Warao people in the migration flow has also been observed, with an increase seen in 2017, particularly in the States of Roraima (RR), Amazonas (AM) and Pará (PA). Estimates from the National Human Rights Council (January 2018) establish that around 370 indigenous Warao are sheltered in Boa Vista, and other 370 in Pacaraima (RR); 150 in Manaus (AM); 110 in Santarém and 100 in the city of Belém (PA). In addition, there are two other shelters for non-indigenous Venezuelans in the city of Boa Vista (RR), with around 1,000 people. On March 2 2017, the National Council of Immigration issued **CNIg Normative Resolution No. 126**, which grants a 2-year temporary residence to foreigners from bordering countries for whom the MERCOSUR Residence Agreement is not effective. Therefore, Venezuelan nationals can apply for that permit. At the end of July 2017, a measure of

exemption from the payment of migratory fees was taken through a judicial decision for people in need. Thus, between March and December 2017, 8,470 residence permits were issued through **Normative Resolution No. 126**. Of the total number of applicants for temporary residence, 4,220 were filed in the State of Roraima. Brazil is the South American country with the largest number of asylum seekers. According to the Federal Police, 17,865 applications were lodged in 2017, a much higher number than in 2016 (3,354) and 2015 (821). Most of these were initiated in the State of Roraima.

In the framework of the Crisis Working Group created by the Government of Brazil, IOM, UNHCR, UNFPA and other United Nations agencies provide technical assistance. Likewise, several activities (training, camp management, regularisation, etc.) are coordinated with UNHCR, UNFPA, the Federal Police and civil society organizations.

DTM Brazil: Implementation in the cities of Boa Vista and Pacaraima in the State of Roraima.

IOM Action Plan in Roraima

- (i) Support for the migration regularisation.
- (ii) Training on Camp Coordination and Camp Management (CCCM).
- (iii) Development of two types of research: one on the legal status of the migrant indigenous population and the other on the integration and access of the Warao people to public policies using the city of Manaus as a case study.
- (iv) Support to civil society organisations to provide direct assistance to Venezuelan migrants, income generation and labour market inclusion of the Warao indigenous people.
- (v) Implementation of the Displacement Tracking Matrix (DTM).

DISPLACEMENT TRACKING MATRIX (DTM)


In the face of the rising flows of Venezuelan nationals in the region it is evidently necessary to understand the profile of Venezuelan migrants, the characteristics and dynamics of migration routes. The DTM is a system to track and monitor the displacement and mobility of population. Some countries in the region have implemented (and/or are about to implement) this tool to have a better understanding of the Venezuelan population that is migrating into the region:

COLOMBIA

► First Phase: October-December 2016

The DTM pilot project was implemented by the IOM and Colombia Migration, and provided knowledge about the nationality profile of the people that make up the migration flow between Colombia and Venezuela. The universe of the methodology comprised moving population encompassing three municipalities: Arauca (Arauca), Cucuta and Villa del Rosario (North of Santander).

Composition of the flows



► Second Phase: June-October 2017

The information was collected in nine municipalities of the country from the border area with Venezuela and intermediate cities: Arauca (Arauca), North of Santander (Cucuta and Villa del Rosario), La Guajira (Uribia, Manaure, Maicao, Dibulla and Riohacha) and Bolivar (Cartagena).

► DTM Bogota: October-December 2017

The information was collected in five zones in Bogota from 5,009 surveys. The process was divided into two parts: household surveys where the Venezuelan population lives (five zones in Bogota: Suba, Engativa, Fontibon, Kennedy and Bosa) and interviews to transit population (land terminal).

BRAZIL

► DTM Roraima: January-March 2018

The first DTM round was implemented in close coordination with the Brazilian Government, through its Ministry of Human Rights, in order to gather, analyze and produce evidence-based data to provide a better understanding on the Venezuelan flows in Roraima.

The DTM results include information on demographics, mobility, labor situation, access to services and protection. The IOM team collected the information between January 25 and March 8, 2018 through more than 3,500 interviews in two municipalities: Boa Vista, the capital of the State of Roraima, and Pacaraima, in the border with Venezuela. A total of 3,516 interviews were conducted (2,420 in Boa Vista and 1,096 in Pacaraima).

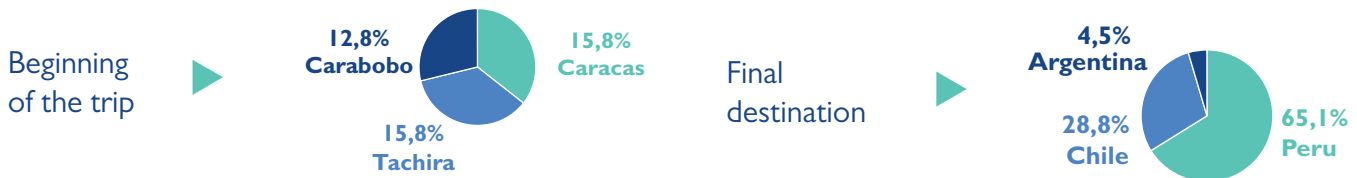
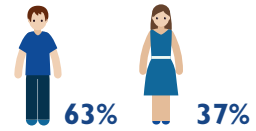
DISPLACEMENT TRACKING MATRIX (DTM)

PERU

Round 1: October-November 2017⁸

This tool has been applied in the regions of Tacna (border with Chile) and Tumbes (border with Ecuador), as they represent the main entry and exit points, respectively, of the Venezuelan migrants.

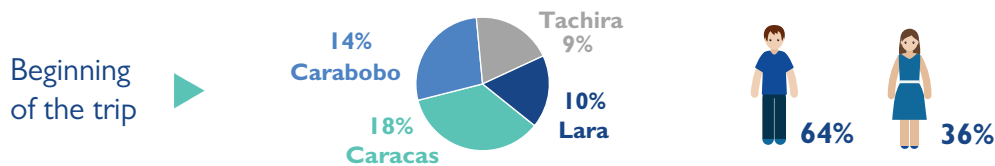
Venezuelan migrants are mainly young and professional (from 18 to 35 years of age), mostly single. There is a greater proportion of males. A significant number of those surveyed have children, most of them in Venezuela.



Round 2: December 2017 - January 2018

This tool has been applied in the regions of Tacna (border with Chile) and Tumbes (border with Ecuador), and Metropolitan Lima.

Metropolitan Lima results



GUYANA

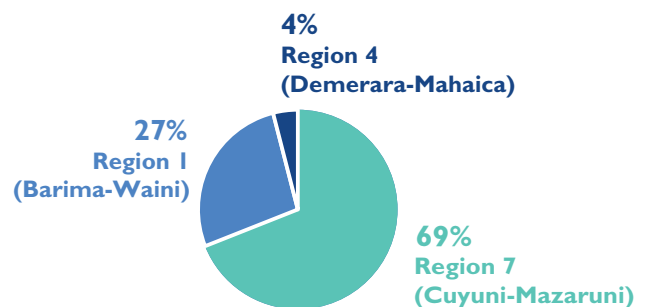
10-21 December 2017

The DTM was deployed in the areas of Bartica and Ethingrang, close to the source of the Cuyuni River, located in region 7 of Guyana. It assessed locations of transit points, primarily through the flow monitoring component which included interviews with migrants and observations. The interviews were carried out in the regions of Barima-Waini and Cuyuni-Mazaruni. A total of 948 persons (120 surveys) volunteered to be interviewed by IOM enumerators.


Dynamic mobility patterns are observed in the Ethingrang and San Martin border areas, the Cuyuni River is used by small-scale informal traders.

Most migrants crossed to Guyana coming from the regions of Monagas, Delta Amacuro and Bolivar, transiting Morawhanna, Mabaruma, San Martin de Turumban and Bartica. 100% of interviewees indicated the use of a boat to get to Guyana. In 100% of the interviews, economic migration was indicated as the reason for migrating.

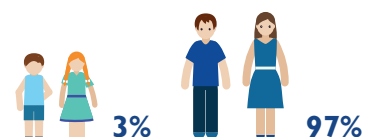
Main Destination



Sex



Age



The sample was comprised of 59% adult women above 18 and 38% of adult men above 18, with a smaller percentage of male and female children.

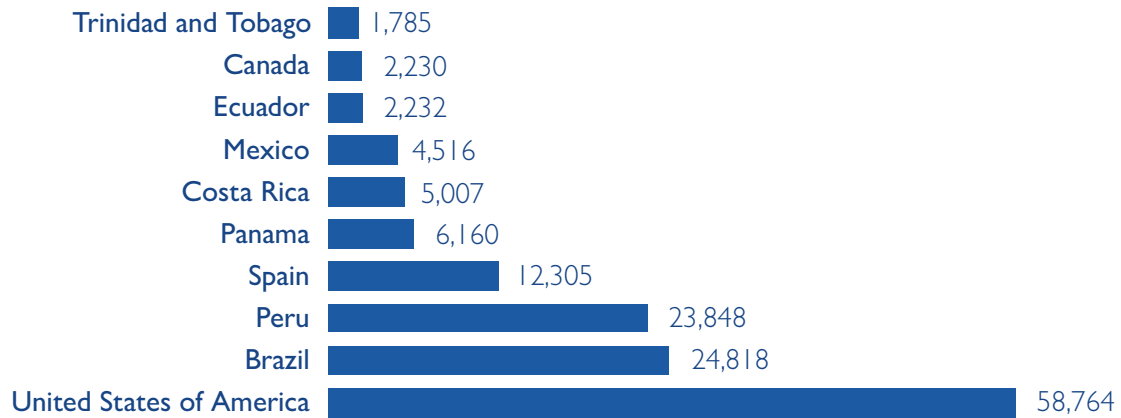
MAP OF MIGRATION ROUTES



INFORMATION ABOUT ASYLUM APPLICATIONS

According to UNHCR, the number of asylum applications submitted by Venezuelans has risen in recent years. More than 100,000 asylum applications were lodged from 2014 to 2017⁹.

Asylum Applications

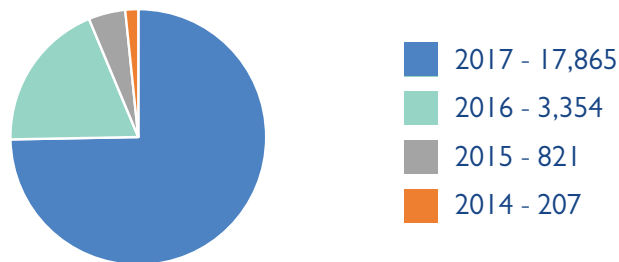


Source: UNHCR <https://data2.unhcr.org/en/situations/vensit>

Brazil

According to the Federal Police, most of them (16,841) were lodged in the State of Roraima.

Asylum applications per year

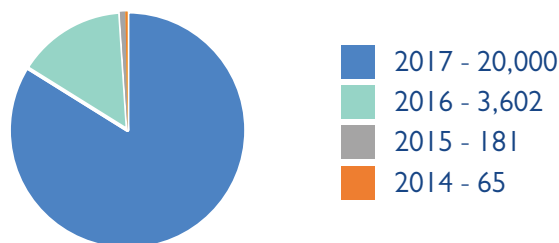


Source: Brazilian Federal Police (2018)

Peru

It is the second South American country with the greatest number of asylum applications.

Asylum applications per year



References

- Colombia Migration.
- Ministry of Foreign Affairs and Human Mobility.
- National Directorate of Migration.
- Department of Registration and Migration.
- National Directorate of Migration.
- Colombia Migration (2017) Migration Snapshot. Colombia-Venezuela. Available at <http://www.migracioncolombia.gov.co>.
- OBMigra (2017) Executive Summary. Sociodemographic and labour profile of venezuelan immigration in Brazil. Conselho Nacional de Imigração.
- OIM Peru (2017) DTM Round I. Available at <http://peru.iom.int/>.
- UNHCR (2018) Venezuela Situation. Available at <https://data2.unhcr.org/en/situations/vensit>.



International Organization for Migration (IOM)
The UN Migration Agency

IOM Regional Office for South America
www.robuenosaires.iom.int



OIMSuramerica



@OIMSuramerica

IOM Regional Office Central America, North America and the Caribbean.
www.rosanjose.iom.int



@OIMCentroAmer
@IOM_Caribbean



/OIMCentroNorteAmerica
/IOMCaribbean